



## SIMPLIFIED SIGHT RESOLUTION

Daryl Clendenin

CALLERLAB Convention 2008

The processes involved in sight resolution are not difficult, magical, or impossible. The steps to resolve are technically simple and require little time to learn. What does take time is “mastering the process”.

It is also important to have a good basis in Formation Awareness. Without this “awareness” the dance can become stop/go. It will lack the smooth flow of someone that has the ability to move the dancers. The easiest way to develop formation awareness is through a concentrated use of modules. The best of the “Sight Resolution” callers has spent many years studying the moves and how they relate to each other.

Sight is used for resolution only. The actual movement of the dancers depends on other types of control.

Without extensive Formation Awareness it is impossible to do a decent job of delivering patten based on sight. The job of the caller is to move the dancers. The name of the dance is not Allemande Left. It's Square Dancing.

In a nutshell what happens is:

The caller chooses two couples to commit to memory. They are his sight couples. They will be the ones that he will look for when he is ready to resolve the square.

He is then ready to call smooth flowing dance combinations without regard to who the dancers have for partners or where the corner is.

When the caller decides that it is time for an Allemande Left, he will use visual information based on his memory of the two sight couples to resolve to the corner.

## “THE STEP BY STEP”

- STEP 1. PICK YOUR TWO ADJACENT COUPLES. Primary man, his corner, and their partners.
- STEP 2. DETERMINE THE STATE OF THE SQUARE. No matter what the formation, you can decide on the state of the square by visually checking any four dancer group.
- STEP 3. MANIPULATE THE DANCERS TO “NORMAL FACING COUPLES” (each man with a girl on his right).
- STEP 4. IF STATE ONE EXISTS, you will want the paired couple adjacent and on the outside, facing the unpaired couple on the inside. At this point check your primary man. If he’s facing his corner, then everyone is. Allemande Left. If he is not facing his corner, move either couple across the set, and make sure the paired couple is on the outside (pass thru, trade by, right & left thru). Allemande Left.

IF STATE TWO EXISTS, manipulate the dancers till everyone is facing their original partner in an eight chain thru formation. Then visually determine whether a PASS THRU or a SQUARE THRU THREE QUARTERS is required to get to the corner for the Allemande Left.

IF STATE ZERO EXISTS, do any partner changing movement, and move any couple across the set. One of the other two states will then exist. At this point follow the above procedures for the existing state.

## STATE ONE


**STATE ONE;** Regardless of Formation, when there is only one possible couple pairing within the group of four dancers on either side of the set, This is referred to as State One

### STATE ONE OCEAN WAVE




It's easy to see that only one partner pairing is possible within this four dancer wave. It is definitely a STATE ONE. The ALLEMANDE LEFT will be in an EIGHT CHAIN THRU Formation with the Primary Man and his Partner on the outside facing the center couple. The Corner Lady is not within this group, she is "Across the Street" and it will be necessary to move one couple to the other side for the ALLEMANDE LEFT.

### STATE ONE OCEAN WAVE



Though this STATE ONE Wave looks quite different than the first. It still has the elements that allow one couple to be paired while the other isn't. The difference is the side of the square (street) that the couples are on. All the pieces needed to resolve for an Allemande Left are within this group of four dancers.

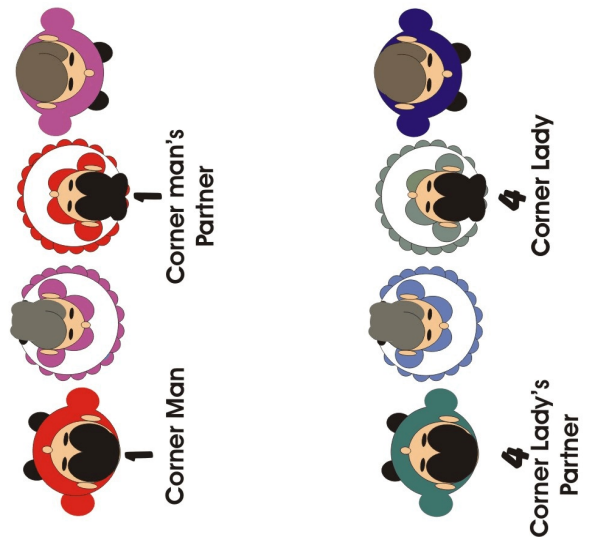
## STATE TWO OCEAN WAVE




In this wave both partner pairings are possible. STATE TWO.  
It's not necessary for the partners to be directly alongside each other. As long as they are within the same group of four the STATE will be the same.

## STATE TWO OCEAN WAVE

It is also not necessary for both sight couples to be in the same Ocean Wave. If the Corner man and his partner are in the same foursome and the Corner lady and her Partner are in the same foursome, it is a STATE TWO. Note also that neither the corner Lady or the corner Lady's partner are in the same wave as the corner man and his partner



## STATE ZERO WAVE



No partner pairing possible. STATE ZERO.  
Either CIRCULATE (ends or centers) or do a Partner changing movement and move a couple across to the other side of the set. At this point either a STATE ONE or STATE TWO will exist.