

A quarterly publication of

**The CDP Committee
of
CALLERLAB**

The International Association
of
Square Dance Callers

Volume 7 Number 1

February 1998

New Markets For the Community Dance Program

The Community Dance Program will feature a panel at the 1998 CALLERLAB Convention in April. A group of experts in the Community Dance Program will discuss ways to start and maintain dance programs using a limited set of square dance basics. Methods will include the open program approach, beginner parties, retirement centers, youth groups, church groups, etc. The goal will be to educate leaders on means and materials and will include some demonstrations.

Bob Howell - has been running a monthly dance for over 40 years that uses the open dance approach. He has many, many people that attend every

dance. Bob writes the Easy Level column in American Square Dance Magazine and is the author of a solo dance book named "Easy Level Solo Dances."

George Rollow - works with an organization in the Austin, TX area called OASIS and has been successful in getting financial support for a continuing CDP group under the sponsorship of OASIS

Calvin Campbell - is the Chairman for the CDP Committee and the primary author of "Dancing for Busy People." Cal is an expert in beginner parties and has appeared on many CALLERLAB panels in the past.

The CDP Committee Will Discuss Additions to Committee Responsibilities

The Executive Committee of the CALLERLAB Board of Governors has suggested that the CDP Committee consider expanding the role of the committee to include beginner dances (one night stands). It was felt that perhaps "the primary value of the CDP is to help callers do a better job of calling non-dancer parties."

Pros and cons of this issue will be discussed during the Saturday evening dinner and the committee meeting. Decisions will be made for presentation to the entire committee

membership during the committee meeting at the convention.

The CDP Committee would welcome any comments regarding this issue from any person reading this announcement. We would also welcome the participation of any callers in this discussion.

Please write or call the committee chairman Calvin Campbell.

343 Turf Lane
Castle Rock, CO 80104
Tel: 303-790-7921
E-mail: calvin@henge.com

Who is coming to the 1998 CALLERLAB Convention ??????????????

We need to know who would like to gather for dinner and a dance swap-shop on Saturday evening prior to the CALLERLAB convention. We also need leaders for the CDP dance on Sunday afternoon. This is our chance to show other callers what the Community Dance Program is all about.

If you are arriving early and want to participate in any of these events please let Cal know as soon as possible. If you wish to use a form, one is printed on page 4.

Check On The New Internet Discussion Group

An e-mail list server is now available for the discussion of teaching and calling Traditional American Dances: Squares, contra, and their kin. Many of these dances are useful in the CDP Program

To subscribe send an e-mail message to:

majordomo@dmshome.org

Put the following line in the body of the message:

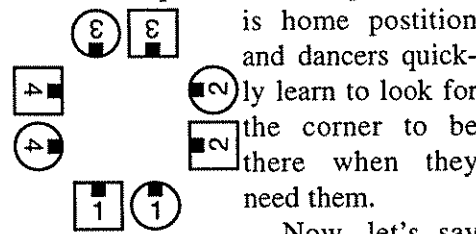
subscribe trad-sd

Different Views of Variety

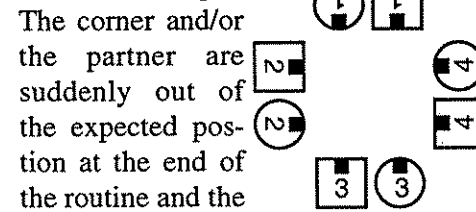
by Calvin Campbell

One of the responsibilities of a dance leader, in programing an evening of dancing, is to provide the dancers with enough variety to keep them interested, but not test the skill of the dancers to the point where they are uncomfortable. One way to provide variety is by introducing an element of surprise into the square dance portion of the program. Traditionally one of the ways to accomplish this is the surprise getout from a dance routine back to a static square. The point where the dancers know they have successfully completed the routine, but they were somewhat surprised to find their corner or their partner exactly where they did.

There are many ways to surprise dancers without making the choreography too complex for the average infrequent dancer. First, let's look at the most commonly used setup known as a static square or Zero Square. This



is home position and dancers quickly learn to look for the corner to be there when they need them. Now, let's say the dancers are comfortable dancing a particular routine and you precede the routine by having the square circle halfway or do any other combination of calls that places all the couples halfway across from home position as shown to the right.



The corner and/or the partner are suddenly out of the expected position at the end of the routine and the dancers are surprised. If you turn the square 90° in either direction you have still two more variations.

If the leader calls a Left Allemande only from a static square the dancers will soon have the idea firmly imprinted in their minds that the corner lady is

always on the man's left hand side. As we all know, this isn't necessarily so. So, it is wise to introduce the idea, early on, that corner and/or the partner can be found in numerous spots around the square.

Another common setup used to resolve squares is known as the Zero Box shown below. It is one arrangement of an Eight Chain Thru formation. In the Community

Dance Program, an easy way to set this up is to have the Head/Side Ladies Chain...Same 4 Circle Left 3/4...Pass Thru. Now the corner is the person facing each dancer. The outside dancers still have their partner in a normal position, but the inside dancers have their partner behind them. If you have a dance routine that ends in this setup you can simply call a Left Allemande or perhaps it is time to surprise them a little again. Have only the inside people turn around and everybody Right & Left Grand or have the facing dancers turn half by the right and step by each other to the setup shown to the right. Follow this with a Right & Left Grand or a Swing and Promenade. These are two of many "getouts" that can be developed for a Zero Box.

From the dancer's view, the corner and the partner are in entirely different positions depending on which couple is on the outside and which couple is on the inside. As a leader, you have doubled the amount of variety by simply substituting the heads for the sides in your setup routines. Now, let's double the variety again. Precede the same setup routine with any combination of commands that are equal or equivalent to having the whole square Circle Left halfway. For example you could have the head couples Promenade Half while the side couples Right & Left

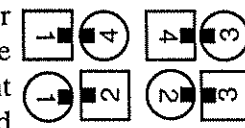
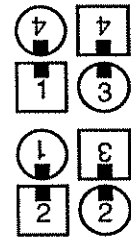
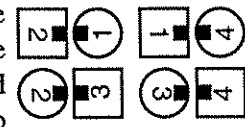
Thru. Now call the same setup to a Zero Box and the setup looks like the picture to the right. The same getouts called from this setup will surprise the dancers because no one is close to their normal home position.

Rotating a Zero Box 90° is fairly simple. Have the side couples Promenade outside 3/4 and the Head Ladies Chain and then the head couples Pass Thru and you have the setup shown to the left. Switch the commands for the heads and the sides and you have the setup shown below.

For another variation, have the Heads Right & Left Thru and then Promenade 3/4...Sides Right & Left Thru...same two Ladies Chain...Pass Thru and you have still another rotation of a Zero Box.

When these variations of a Zero Box and a Zero Square are used for getout points the dancers will be surprised the first few times. If they are repeated enough times the dancers will become comfortable with them. If the dance leader makes an effort to also combine these rotations of the Zero Square or Zero Box with clever getout routines, the dancers will enjoy the variety.

Of course, this is the the tip of the iceberg on this topic. If you find the topic useful in expanding your knowledge, let me know and it will be continued in the next issue of the CDP Journal.



Square Dancing

Here are three square dance routines that use the idea of 3/4 movements.

Heads Promenade outside 3/4 ...
Sides Circle Left 3/4 ...
Everybody Swing ...
Sides Promende outside 3/4 ...
Heads Circle Left 3/4 ...
Everybody Swing ...
Promenade

The following sets up a Zero Box
Head Ladies Chain...
Heads couples Circle Left 3/4 ...
Centers Pass Thru...

The following sets up a Zero Line.
Heads Lead Right ...
Circle Left 3/4 ...

The following routine can be used as a getout from a Zero Box or a Zero Line.

Facing Ladies Chain ...
Circle 4 to the Left 3/4 ...
Pass Thru ...
Left Allemande

The following routines were picked up from John Saunders newsnotes service called John's Notes. John has a section each month on dancing the basic program.

4 Ladies Chain 3/4 ...
Heads Circle Left 3/4 ...
Centers Pass Thru ...
Circle Left 3/4 ...
Pass Thru ...
Left Allemande ...

Heads Circle Left 3/4 ...
Right & Left Thru...
Centers Pass Thru ...
Circle four to a Line ...
Circle four 3/4 ...
Pass Thru ...
U-turn Back ...
Right & Left Grand

Contra Dance

Did you ever wonder how to write a contra? Allan Brozek posted a contra on the internet the other day which involved Arm Turns. I liked the concept, but I had some problems with understanding Al's directions for the figure. So I got out the SD or Contra checkers. In playing with the routine I came up with a very differnt dance. Now, you try it out and see if you like it.

Arm Turn Contra

???

Formation: Facing lines with couples 1, 3, 5, etc. crossed over and active.


Record: A good reel or singing call

Prompts

Intro - - - -, - - *Allemande Left*
1-8 - - - -, **Swing your neighbor & face across**
9-16 - - - -, **Circle Four 3/4 around**
17-24 - - - -, - - **Swing your partner facing you**
25-32 - - - -, **Face across & Forward & Back**
33-40 - - - -, **Ladies Right Arm Turn 1/2 to a wave**
41-48 and **Balance** - -, **Left Arm Turn 3/4 around**
49-56 and **Balance** - -, **Right Arm Turn 1/2 around**
57-64 and **Balance** - -, - - *Allemande Left*

Description

- 1-8 *Allemande Left*
 9-16 Swing the original person on the right and put the lady on the right face across. The couples at the head of the set will have no one to swing the first time thru. Couples at the foot may or may not be able to swing.
 17-24 With the opposite couple Circle Four 3/4 around.
 25-32 Swing your partner, who is facing you and face across the set.
 33-40 Long lines go Forward & Back.
 41-48 Ladies Right Arm Thru 1/2 in four steps to join in an Ocean Wave with the opposite man. Balance for four beats of music.
 49-56 Left Arm Turn 3/4 in four steps and balance for four beats of music. The end people should turn around and join the wave so the men are facing out and the ladies are facing in. Every other sequence someone will have to cross at the head and/or the foot.
 57-64 Right Arm Turn half and balance for four beats of music.



Miscellaneous

Here is a cute routine that can fit to almost any upbeat tempo music. It's like a solo dance but is done with a partner.

Jazak's 12-Count Jive

Chet Jazak

Formation: Couples with lady on man's right, both facing front of hall. The footwork is the same for both the man and the lady.

Description

- 1-4 Touch right toe forward, touch right toe to the right, touch the right toe to the back, touch the right toe to the instep of the left foot.
- 5-8 Lady Roll Away with a 1/2 Sashay in four steps with a R, L, R, L
- 9-12 Both dancers solo roll to the right turning 180° in four steps with a R, L, R, L. The dance ends facing the opposite wall.

Here is a quick and easy line dance to an old favorite tune.

New York, New York

Unknown

Formation: Solo

Record: MCA 60194 "New York, New York"

Description

- 1-4 Vine Right: Step right with right foot, step behind right foot with left foot, step right again, touch left foot to right instep.
- 5-8 Vine Left: Step left with left foot, step behind left foot with right foot, step left again, touch right foot to left instep.
- 9-12 Rock forward on right foot, rock back on left foot. Step forward on right foot and kick left foot forward.
- 13-16 Turn 1/4 right face with three small steps in place L, R, L and then touch right toe to left instep.

***** Please Read *****

The CALLERLAB home office has requested that anyone who wishes to stop receiving the CDP Journal notify the home office via postal mail, e-mail or telephone call. The request is being made to be save money on postage and printing.

The Editor

- Yes, I plan to attend the 1998 CALLERLAB Convention.
- I do do not plan to participate in the Saturday evening dinner.
- I do do not plan to participate in the Saturday evening dance swapshop.
- I do do not plan to participate in the Sunday afternoon CDP Dance.
- I do do not plan to participate in the CDP Committee meeting during the CALLERLAB Convention.

Name _____

Address _____

City _____ St _____ Zip _____

Telephone _____ E-mail _____

Fax Number _____

Return to:
Calvin Campbell
 343 Turf Lane
 Castle Rock, CO 80104
 Tel: (303) 790-7921
 E-mail: calvin@henge.com